


# AWWA C515-09 Resilient Seat POST INDICATOR GATE VALVES

## Model 2010-PIV-Series A Non Rising Stem



### Description:

1. Conforms to AWWA C515-09, MSS-SP-70
2. MJ dimensions conform to AWWA C153.
3. Flange drilling to ANSI 125/150. Metric PN10/ PN16 drilling is available upon request.
4. Fusion Bond Epoxy Coated Interior and Exterior to AWWA C550 Standard.
5. 2" Square Operating Nut provided. Color coded black. (open right valves provided with RED operating nuts).
6. Compatible with all industry standard Vertical Indicator Posts. NFPA 24.
7. Working Pressure:  
UL/FM rated working pressure: 4"~12" - 300 psi  
UL/FM rated working pressure: 14"~16" - 250 psi  
UL rated working pressure: 18" - 250 psi  
UL rated working pressure: 20" & 24" - 200 psi  
FM rated working pressure: 18"~24" - 200 psi
8. Temperature: -23°C (-10°F) to 110°C (230°F)



Open Left

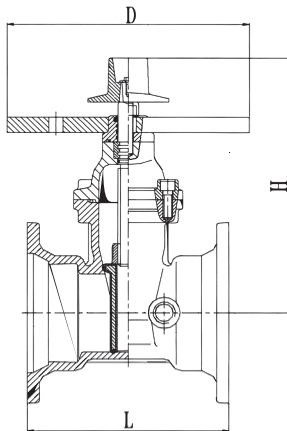


Open Right

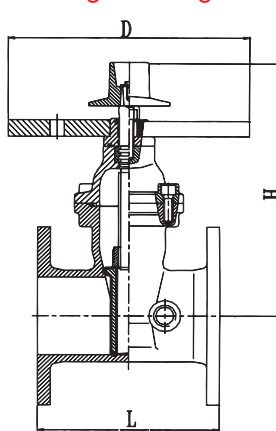
### MATERIAL LIST

DESCRIPTION	MATERIAL
Hex Bolt	304 Stn. Stl.
Washer	304 Stn. Stl.
Dirt Seal	EPDM
O-Ring (Bonnet Cap, Stem)	EPDM
O-Ring (Bonnet Cap, Bonnet)	EPDM
O-Ring (Stem)	EPDM
O-Ring (Bonnet to Body)	EPDM
Gate	EPDM Encapsulated DI
Operating Nut	Ductile Iron ASTM A536 65-45-12
Stem (2"~12")	AISI 420, 304, 316
Stem (14"~24")	AISI 431, 304, 316
Bonnet Cap	Ductile Iron ASTM A536 65-45-12
Split Ring (Stem)	Bronze C67400
Bonnet	Ductile Iron ASTM A536 65-45-12
Body	Ductile Iron ASTM A536 65-45-12
Bonnet Bolts	304 Stn. Stl.
Gate (Stem) Nut	Bronze C67400
Debris Cap	Plastic
Post Plate	Ductile Iron ASTM A536 65-45-12

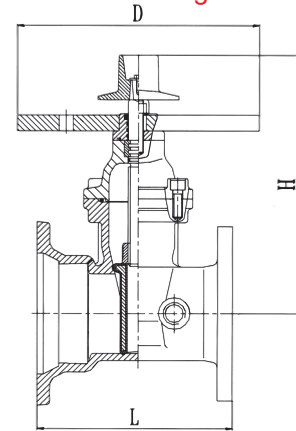
MJ x MJ



Flange x Flange



MJ x Flange



### DIMENSIONAL DATA

Design, dimensions and materials are subject to change without notice.

Size	Part No. (MJ x MJ)	L	H	D	Part No. (FL x FL)	L	H	D	Part No. (MJ x FL)	L	H	D
4"	2010MM-PIV-140-A	10	13.8	12	2010FF-PIV-140-A	9	13.8	12	2010MF-PIV-140-A	9.58	13.8	12
6"	2010MM-PIV-160-A	11.5	17.9	12	2010FF-PIV-160-A	10.5	17.9	12	2010MF-PIV-160-A	11	19.7	12
8"	2010MM-PIV-180-A	12.5	21.5	12	2010FF-PIV-180-A	11.5	21.5	12	2010MF-PIV-180-A	12	21.5	12
10"	2010MM-PIV-200-A	14.75	25.4	12	2010FF-PIV-200-A	13	25.4	12	2010MF-PIV-200-A	13.88	25.4	12
12"	2010MM-PIV-220-A	14.88	28.8	12	2010FF-PIV-220-A	14	28.8	12	2010MF-PIV-220-A	14.44	28.8	12
14"	2010MM-PIV-240-A	17	36.1	12	2010FF-PIV-240-A	15	36.1	12	2010MF-PIV-240-A	16.5	36.1	12
16"	2010MM-PIV-260-A	17	39	12	2010FF-PIV-260-A	16	39	12	2010MF-PIV-260-A	16.5	35.83	12
18"	2010MM-PIV-280-A	17	41.34	12	2010FF-PIV-280-A	17	41.34	12	-	-	-	12
20"	2010MM-PIV-300-A	18	44.09	12	2010FF-PIV-300-A	18	44.09	12	-	-	-	12
24"	2010MM-PIV-340-A	20	50.79	12	2010FF-PIV-340-A	20	50.79	12	-	-	-	12

Dimensions in inches



**WARNING:** This product can expose you to chemicals including lead, which is known to the State of California to cause cancer and birth defects or other reproductive harm. For more information go to [www.P65Warnings.ca.gov](http://www.P65Warnings.ca.gov).



**United Water Products**  
5355 Ramona Blvd., Jacksonville, FL 32205  
TEL: 877-766-4459 FAX: 877-766-4458  
Website: [www.unitedwaterproducts.com](http://www.unitedwaterproducts.com)