

"Y" STRAINER

Model 3800



Available:
Flange x Flange
Groove x Groove

Specification:

- Flange drilling to ANSI B16.1 Class 125
- Groove Ends to AWWA C606

Working Pressure:

- 300 psi

Working Temperature:

- 32°F to 176°F (0°C to 80°C) rubber gasket

Corrosion Protection:

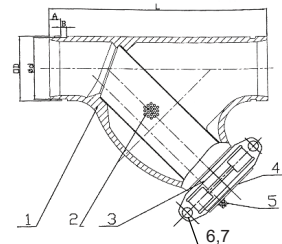
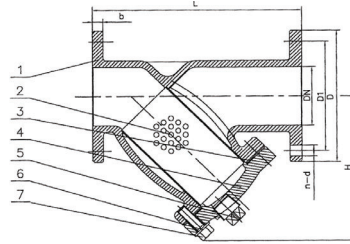
- Fusion bonded epoxy coated Interior and Exterior (FBE) in accordance with ANSI AWWA C550.



LISTED
for Fire Lines

STANDARD SCREENS

Size	Hole Diameter	Free Flow Area (Flange)	Free Flow Area (Grooved)
2"~2-1/2"	0.16"	48%	48%
3"~4"	0.20"	59%	53%
5"	0.24"	63%	58%
6"~12"	0.25"	64%	56%



LIST OF MATERIALS

No.	Part (Flanged)	Material	Standard Spec.
1	Body	Ductile Iron	A536 65-45-12
2	Screen	Stainless Steel	AISI 304 (perforated)
3	Gasket	EPDM	-
4	Cover	Ductile Iron	A536 65-45-12
5	Plug	Malleable Iron, Galvanized	ASTM A197
6	Hex Bolts	Carbon Steel, Zinc Plated	ASTM A307 B
7	Flat Washers	Carbon Steel, Zinc Plated	-

LIST OF MATERIALS

No.	Part (Grooved)	Material	Standard Spec.
1	Body	Ductile Iron	A536 65-45-12
2	Screen	Stainless Steel	AISI 304 (perforated)
3	Gasket	EPDM	-
4	Rigid Coupling & Cap	Ductile Iron	A536 65-45-12
5	Plug	Malleable Iron, Galvanized	ASTM A197
6	Track Bolts	Carbon Steel, Zinc Plated	ASTM A183
7	Hex Nuts	Carbon Steel, Zinc Plated	-

DIMENSIONS

Dimensions in Inches

Size	2"	2.5"	3"	4"	5"	6"	8"	10"	12"
Part No. (Flange x Flange)	3800FF-120	3800FF-125	3800FF-130	3800FF-140	-	3800FF-160	3800FF-180	3800FF-200	3800FF-220
L	7.9	10.0	10.1	12.1	-	18.5	21.6	25.7	29.9
H	6.1	6.5	7.1	9.0	-	12.2	15.5	19.2	21.5
D	5.98	7.01	7.52	9.02	-	10.98	13.50	15.98	19.02
D1	4.74	5.59	6.00	7.50	-	9.51	11.75	14.25	17.01
b	0.63	0.69	0.75	0.94	-	1.00	1.12	1.20	1.26
n-Ød	4-Ø-0.75	4-Ø-0.75	4-Ø-0.75	8-Ø-0.75	-	8-Ø-0.87	8-Ø-0.87	12-Ø-1.00	12-Ø-1.00
Plug Size	1/2	3/4	3/4	1	-	1-1/2	1-1/2	2	2
Part No. (Groove x Groove)	3800GG-120	3800GG-125	3800GG-130	3800GG-140	3800GG-150	3800GG-160	3800GG-180	3800GG-200	3800GG-220
L	9.7	10.7	11.8	14.3	16.5	18.5	24.0	27.0	30.0
OD	2.4	2.9	3.5	4.5	5.6	6.6	8.6	10.7	12.8
d	2.3	2.7	3.3	4.3	5.4	6.5	8.4	10.6	12.5
A	0.6	0.6	0.6	0.6	0.6	0.6	0.8	0.8	0.8
B	0.9	0.9	0.9	1.0	1.0	1.0	1.2	1.3	1.3
Plug Size	1	1	1	1	1	1-1/2	1-1/2	1-1/2	1-1/2

Design and materials are subject to change without notice.



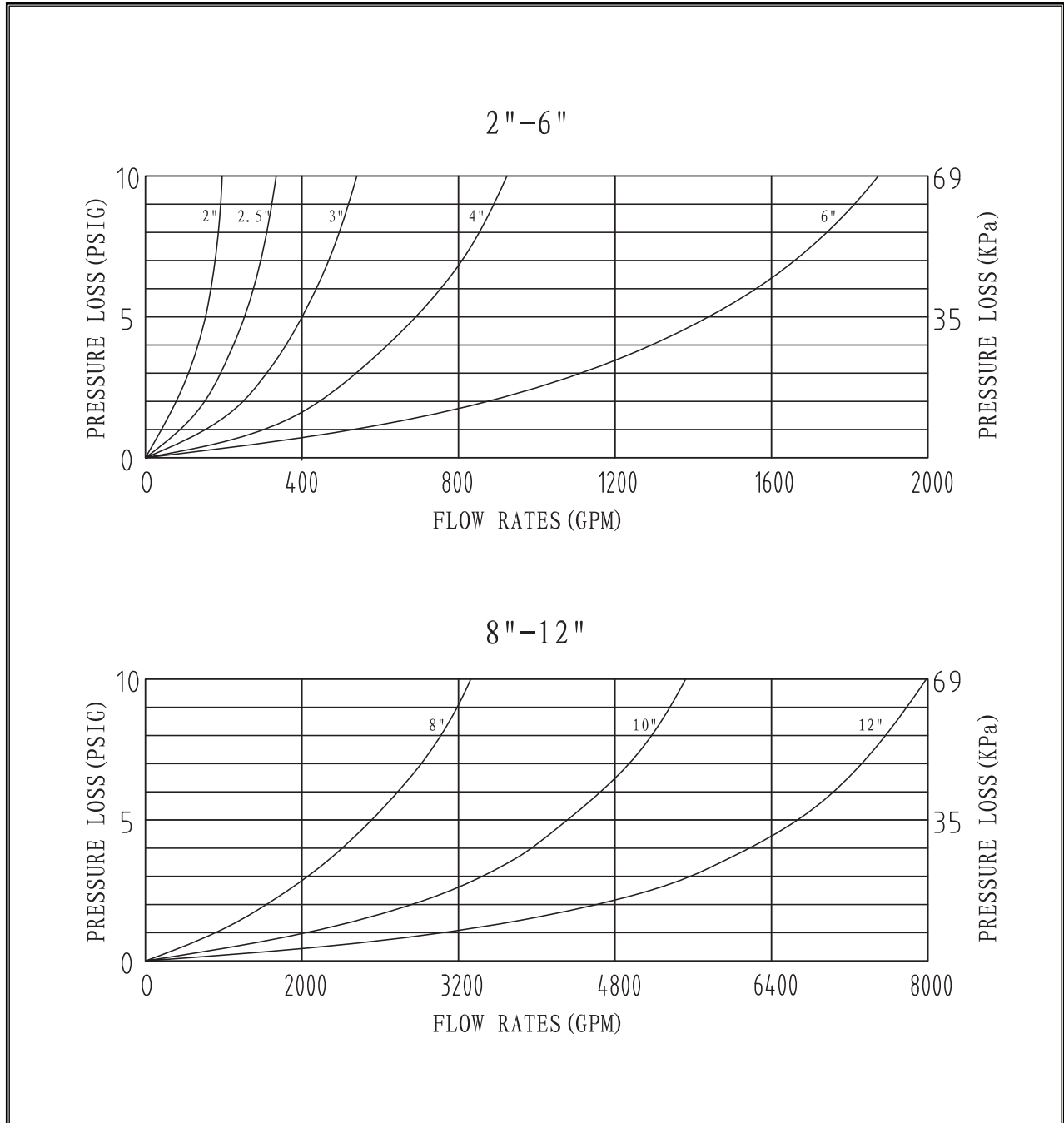
WARNING: This product can expose you to chemicals including lead, which is known to the State of California to cause cancer and birth defects or other reproductive harm. For more information go to www.P65Warnings.ca.gov.



United Water Products
5355 Ramona Blvd., Jacksonville, FL 32205
TEL. 877-766-4459 FAX: 877-766-4458
Website: www.unitedwaterproducts.com



Pressure Loss Chart



The above chart is based on clean water and ambient temperature.



United Water Products
5355 Ramona Blvd., Jacksonville, FL 32205
TEL. 877-766-4459 FAX: 877-766-4458
Website: www.unitedwaterproducts.com